

# First Eagle U.S. Smid Cap Opportunity Fund

## What Were the Fund's Costs for the Year?

Based on a Hypothetical \$10,000 Investment

Class Name	Cost of a \$10,000 Investment	Cost Paid as a Percentage of a \$10,000 Investment
Class A	\$141	1.20%

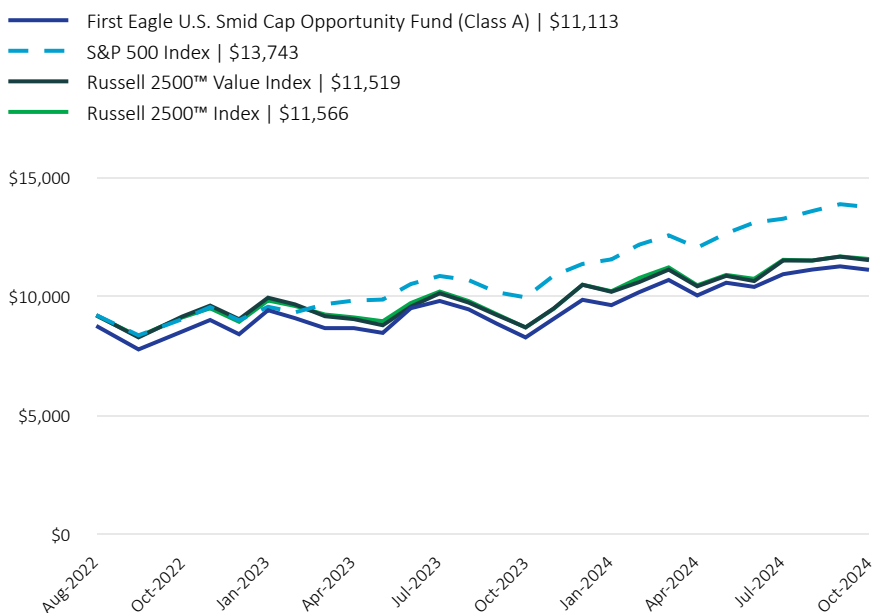
## How Did the Fund Perform Last Year?

The NAV of First Eagle U.S. Smid Cap Opportunity Fund Class A Shares<sup>1</sup> increased 34.32% in the 12-month period ended October 31, 2024. The Russell 2500™ Index increased 33.08%, Russell 2500™ Value Index increased 32.42% and S&P 500 increased 38.02% for the same period.

- Industrials, information technology and health care were the largest contributors among equity sectors; energy was the only detractor, while utilities and materials were the next worst performing sectors.
- Tenet Healthcare Corp. was the leading contributor to performance. HF Sinclair Corp. was the largest detractor.

<sup>1</sup> Reflects performance for Class A shares without the effect of sales charges and assumes all distributions have been reinvested; if sales charges were included, values would be lower.

## Total Return Based on a \$10,000 Investment



The above chart represents historical performance of a hypothetical \$10,000 investment since inception. The results of this chart do not predict the results of future time periods and does not guarantee the same results.

## Average Annual Returns

Class/Index Name	1 Year	Since Inception (8/15/22)
Class A - without sales charge	34.32%	7.36%
Class A - with sales charge	27.57%	4.88%
S&P 500 Index	38.02%	15.38%
Russell 2500™ Value Index	32.42%	6.59%
Russell 2500™ Index	33.08%	6.82%

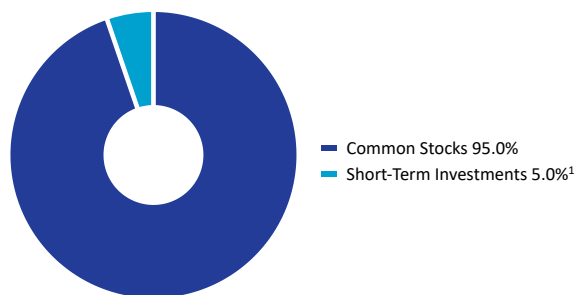
## Key Fund Statistics

Net Assets	\$49,943,437
Number of Portfolio Holdings	76
Portfolio Turnover Rate	26.23%
Net Investment Advisory Fees (net of waivers and reimbursements)	\$5,249

The Fund's past performance is not a good predictor of the Fund's future performance. The graph and table do not reflect the deduction of taxes that a shareholder would pay on fund distributions or redemption of fund shares. Call us at 800.334.2143 or visit <https://www.firsteagle.com> if you have questions about current performance.

## Asset Allocation by Asset Class

Based on total investments in the portfolio



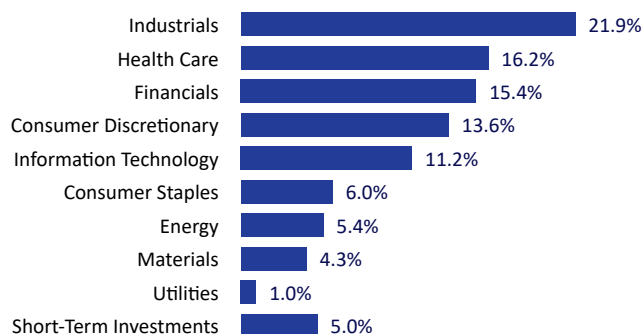
## Top 10 Holdings<sup>2</sup>

Based on total net assets of the portfolio

Curtiss-Wright Corp. (Aerospace & Defense, United States)	3.3%
Tenet Healthcare Corp. (Health Care Providers & Services, United States)	3.1%
Evercore, Inc., Class A (Capital Markets, United States)	2.6%
Bio-Rad Laboratories, Inc., Class A (Life Sciences Tools & Services, United States)	2.3%
Quanta Services, Inc. (Construction & Engineering, United States)	2.3%
Cardinal Health, Inc. (Health Care Providers & Services, United States)	2.2%
Lennox International, Inc. (Building Products, United States)	2.1%
XPO, Inc. (Ground Transportation, United States)	2.0%
Onto Innovation, Inc. (Semiconductors & Semiconductor Equipment, United States)	1.9%
Radian Group, Inc. (Financial Services, United States)	1.8%
Total	23.6%

## Asset Allocation by Sector

Based on total investments in the portfolio



<sup>1</sup> Includes short-term commercial paper (0.0% of total investments) that settles in 90 days or less; long-term commercial paper (0.0% of total investments) that settles in 91 days or more; and other short-term investments (5.0% of total investments), such as U.S. treasury bills or money market funds.

<sup>2</sup> Holdings in cash, short-term commercial paper, long-term commercial paper and other short-term cash equivalents have been excluded.

## First Eagle Investments First Eagle U.S. Smid Cap Opportunity Fund

October 31, 2024

Annual Shareholder Report  
Class A | FEMAX

First Eagle Investments



For more information, please scan the QR code to navigate to tailored shareholder reports and financial statements and other information. If you wish to view additional information about the Fund, including but not limited to financial statements, holdings, or the Fund's prospectus, please visit <http://www.firsteagle.com>.

### Important Notice Regarding Delivery of Shareholder Materials

Unless we are notified otherwise, we send one copy of these materials to shareholders with the same residential address (provided they have the same last name or are reasonably believed to be family members) for as long as they remain a shareholder of the Fund. If you would like to receive individual mailings, please call 800.334.2143 and we will send separate copies of these materials within 30 days after receiving your request.