

First Eagle Rising Dividend Fund

What Were the Fund's Costs for the Year?

Based on a Hypothetical \$10,000 Investment

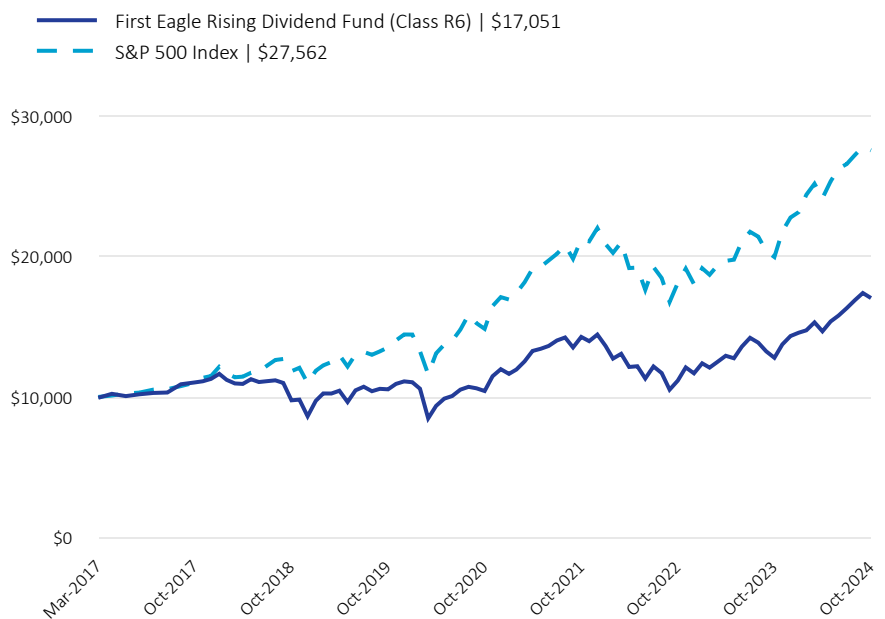
Class Name	Cost of a \$10,000 Investment	Cost Paid as a Percentage of a \$10,000 Investment
Class R6	\$76	0.65%

How Did the Fund Perform Last Year?

The NAV of First Eagle Rising Dividend Fund Class R6 Shares increased 33.24% in the 12-month period ended October 31, 2024. The S&P 500 Index increased 38.02% for the same period.

- All geographic regions contributed to performance. North America was the leading contributor, while emerging markets was the worst performing region.
- All equity sectors contributed to performance. Information technology and communication services were the largest contributors, while materials and real estate were the worst performing sectors.
- Oracle Corp. was the leading contributor to performance. Elevance Health, Inc. was the largest detractor.

Total Return Based on a \$10,000 Investment



The above chart represents historical performance of a hypothetical \$10,000 investment since inception. The results of this chart do not predict the results of future time periods and does not guarantee the same results.

Average Annual Returns

Class/Index Name	1 Year	5 Years	Since Inception (3/1/17)
Class R6	33.24%	10.07%	7.21%
S&P 500 Index	38.02%	15.27%	13.88%

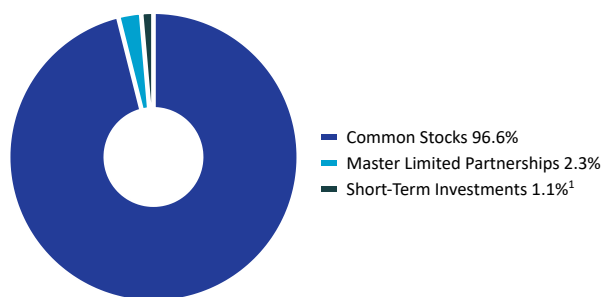
Key Fund Statistics

Net Assets	\$432,924,939
Number of Portfolio Holdings	41
Portfolio Turnover Rate	15.44%
Net Investment Advisory Fees (net of waivers and reimbursements)	\$1,497,303

The Fund's past performance is not a good predictor of the Fund's future performance. The graph and table do not reflect the deduction of taxes that a shareholder would pay on fund distributions or redemption of fund shares. Call us at 800.334.2143 or visit <https://www.firsteagle.com> if you have questions about current performance.

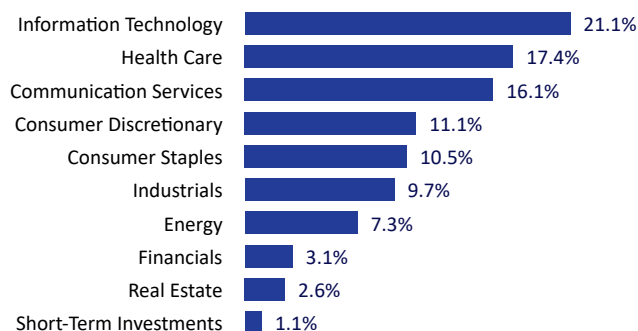
Asset Allocation by Asset Class

Based on total investments in the portfolio



Asset Allocation by Sector

Based on total investments in the portfolio



Top 10 Holdings²

Based on total net assets of the portfolio

Oracle Corp. (Software, United States)	6.7%
Alphabet, Inc., Class A (Interactive Media & Services, United States)	5.8%
Texas Instruments, Inc. (Semiconductors & Semiconductor Equipment, United States)	5.7%
Comcast Corp., Class A (Media, United States)	5.6%
UnitedHealth Group, Inc. (Health Care Providers & Services, United States)	5.2%
Home Depot, Inc. (The) (Specialty Retail, United States)	5.0%
Meta Platforms, Inc., Class A (Interactive Media & Services, United States)	4.7%
Philip Morris International, Inc. (Tobacco, United States)	4.6%
Schindler Holding AG (Machinery, Switzerland)	4.5%
TE Connectivity plc (Electronic Equipment, Instruments & Components, Ireland)	4.3%
Total	52.1%

¹ Includes short-term commercial paper (1.1% of total investments) that settles in 90 days or less; long-term commercial paper (0.0% of total investments) that settles in 91 days or more; and other short-term investments (0.0% of total investments), such as U.S. treasury bills or money market funds.

² Holdings in cash, short-term commercial paper, long-term commercial paper and other short-term cash equivalents have been excluded.

First Eagle Investments

First Eagle Rising Dividend Fund

October 31, 2024

Annual Shareholder Report
Class R6 | FEFRX

First Eagle Investments



For more information, please scan the QR code to navigate to tailored shareholder reports and financial statements and other information. If you wish to view additional information about the Fund, including but not limited to financial statements, holdings, or the Fund's prospectus, please visit <http://www.firsteagle.com>.

Important Notice Regarding Delivery of Shareholder Materials

Unless we are notified otherwise, we send one copy of these materials to shareholders with the same residential address (provided they have the same last name or are reasonably believed to be family members) for as long as they remain a shareholder of the Fund. If you would like to receive individual mailings, please call 800.334.2143 and we will send separate copies of these materials within 30 days after receiving your request.